

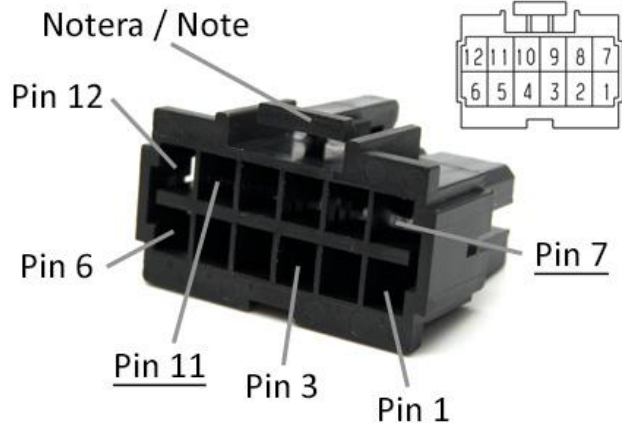
## EasyStart Remote/Remote+

1. Hitta modulen, den är någonstans inuti bilens kupé. / Find the module, it is somewhere inside the vehicle.
2. Koppla ur kontaktstycket, notera pinout. / Unplug the connector, note pinout.
3. Ibland saknas kablar på stift 7 och stift 11. / Sometimes Pin 7 and Pin 11 is missing cables.

### 1. Lokalisera modulen / Locate the module

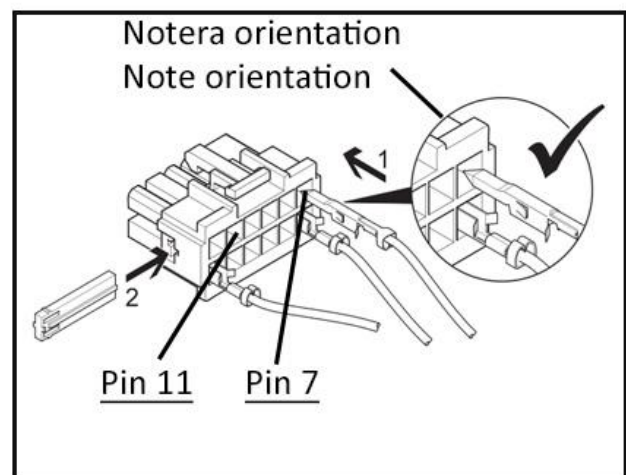



### 2. Koppla ur / Unplug




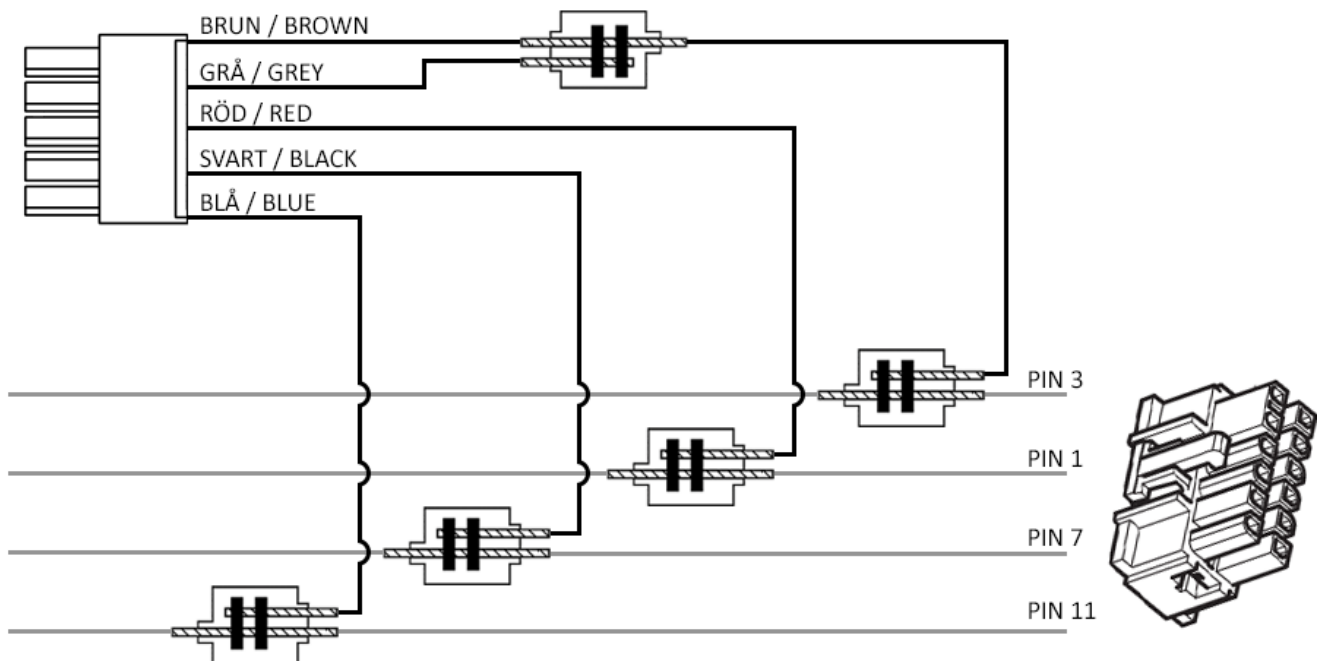
### 3. Saknas kablar på Pin 7 och 11? / Missing cables on Pin 7 and 11?

Dra ur / Pull out



Schematic

NOTERA / NOTE

IllustrationViktigt / Important

Skicka detta SMS "**PH0000OPMODE3**" efter sista installationssteget, enheten ska svara "**OPMODE SET OK**".

Send this SMS "**PH0000OPMODE3**" after last install step, unit should answer "**OPMODE SET OK**".

Var noga med kabelfärgerna, **Orange/Röd** och **Blå/Lila** är snarlika!

Be careful about the wirecolors, **Orange/Red** and **Blue/Purple** look similar!